

A green neighbourhood makes your home cooler

Cool and green go hand in hand. The greener the area around your home, the cooler it stays—inside as well as on the street. Green spaces are also good for your health as they clean the air and reduce noise. Birds, butterflies, hedgehogs, and bees love them. And if you green your neighbourhood together with your neighbours, it also becomes more pleasant and sociable.

24 SUMMERTIPS for a cool home and green neighbourhood



Living in a
cool and
healthy
house

Save
energy,
also in the
summer

Use (rain)
water
wisely

Green your
house,
roof, garden
or balcony

Enjoy
outdoor life
in green
surroundin

Keep the
neighbour-
hood clean
together

Middelburg: towards a sustainable future

In Middelburg, we're working towards a green and liveable city. Join our initiatives and plant trees and shrubs around your home for shade and cooling, recycle your items, insulate your home and use clean energy.

This way, we help the climate and save on energy costs. Enjoy a sustainable summer! For more information and tips www.middelburg.nl/duurzaam.

CHECKLIST

Tick the box: ☐ I will do this ☐ I already have/do this

- | | | | |
|--|---|---|---|
| 1 <input type="radio"/> <input type="radio"/> Block out heat with sun protection | 7 <input type="radio"/> <input type="radio"/> Use a fan, not an air conditioner | 13 <input type="radio"/> <input type="radio"/> Replace garden tiles with greenery | 19 <input type="radio"/> <input type="radio"/> Plant pick-your-own flowers and perennials |
| 2 <input type="radio"/> <input type="radio"/> Make windows resistant to sun and heat | 8 <input type="radio"/> <input type="radio"/> Line dry laundry, don't use a dryer | 14 <input type="radio"/> <input type="radio"/> Add more green with a hedge, shrub or tree | 20 <input type="radio"/> <input type="radio"/> A shared vegetable or community garden |
| 3 <input type="radio"/> <input type="radio"/> Insulate your walls, roof, and windows | 9 <input type="radio"/> <input type="radio"/> Use the ZIP-subsidy | 15 <input type="radio"/> <input type="radio"/> Help insects with native plants | 21 <input type="radio"/> <input type="radio"/> Use the Green Voucher for green-fingered ideas |
| 4 <input type="radio"/> <input type="radio"/> Keep windows and doors closed during hot days | 10 <input type="radio"/> <input type="radio"/> Install a water-saving showerhead | 16 <input type="radio"/> <input type="radio"/> Make your garden animal-friendly | 22 <input type="radio"/> <input type="radio"/> Keep the neighbourhood clean together |
| 5 <input type="radio"/> <input type="radio"/> Only open windows and doors when it cools down | 11 <input type="radio"/> <input type="radio"/> Connect your downpipe to a rain barrel | 17 <input type="radio"/> <input type="radio"/> Create a green wall or roof garden for cooling | 23 <input type="radio"/> <input type="radio"/> Repair, lend, or give items a second life |
| 6 <input type="radio"/> <input type="radio"/> Ventilate well for healthy indoor air | 12 <input type="radio"/> <input type="radio"/> Reuse your (rain)water | 18 <input type="radio"/> <input type="radio"/> No garden? Green your balcony | 24 <input type="radio"/> <input type="radio"/> Free up street space with a shared car |

Interreg
North West Europe



Co-funded by
the European Union

Cool Neighbourhoods



24 SUMMERTIPS for a cool home and green neighbourhood

In Middelburg, we're working towards a green and liveable city, now and in the future. Together we can do this.

Live in a cool and healthy home

Block out heat with sun protection




1



Sunlight on glass causes heat; shade brings coolness. Use awnings, shutters or screens. Shade cloths or parasols work too.

Make windows resistant to sun and heat



2



Install reflective film on blinds or windows. This is affordable and works for both heat and cold.

Insulate your walls, roof, and windows

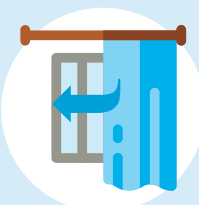


3



Bio-based insulation keeps heat out and cool in. You'll still need sun protection for windows in direct sunlight.

Keep windows and doors closed during hot days



4

Keep your house closed during hot weather to trap cool air. Shut curtains for extra insulation.

Only open windows and doors when it cools down



5

Open windows and doors during cool evenings and mornings to let fresh air in.

Ventilate well for healthy indoor air



6

Ventilate for at least an hour a day, especially using vents or top windows not in direct sunlight.

Green your home, roof, garden or balcony

Replace garden tiles with greenery



13



Swap tiles for greenery. Plant shrubs instead—rainwater will be absorbed into the soil and promotes biodiversity.

Add more green with a hedge, shrub or tree



14

Add climbing plants or a hedge to shared fences with neighbours.

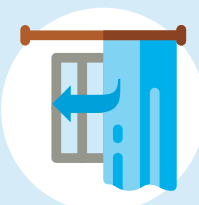
Help insects with native plants



15

Support local insects. Choose native, pesticide-free flowers—ask your garden centre.

Keep windows and doors closed during hot days



4

Keep your house closed during hot weather to trap cool air. Shut curtains for extra insulation.

Only open windows and doors when it cools down



5

Open windows and doors during cool evenings and mornings to let fresh air in.

Ventilate well for healthy indoor air



6

Ventilate for at least an hour a day, especially using vents or top windows not in direct sunlight.

Make your garden animal-friendly



16

Create homes for bees and other creatures. Use insect hotels, nesting boxes, bushes, log piles, hedges, and patches of bare earth.

Create a green wall or roof garden for cooling



17

Green roofs and walls can lower temperatures by around 7°C. Apply for a façade garden via www.middelburg.nl/geveluintje-

No garden? Green your balcony



18

Use pots, crates, stacked pallets, or vertical garden containers.

Save energy, also in the summer

Use a fan, not an air conditioner



7



Fans use much less energy and contain no harmful substances.

Line dry laundry, don't use a dryer



8



Line-drying saves electricity. Even drying half of your laundry this way saves money and energy.

Subsidy Zeeuws Isolatie-programma



9



Poorly insulated home? Get free advice and up to €2,050 in subsidies to insulate your home. Scan the QR code.

Enjoy outdoor life in green surroundings

Plant pick-your-own flowers and perennials



19

Grow your own pick-your-own flower garden. This brightens the area and encourages neighbours.

A shared vegetable or community garden



20

Turn unused plots into shared gardens. Discuss ideas with neighbours and the municipality.

Use the Green Voucher for green-fingered ideas



21

Green Voucher – up to €500 per neighbourhood. For resident-led green initiatives. Scan the QR code.

Use (rain)water wisely

Install a water-saving showerhead




10



Saves 20% water. Shower shorter and less often to save more energy.

Connect your downpipe to a rain barrel



11



Collect rainwater in barrels instead of draining it.

Reuse your (rain)water




12



Reuse rainwater for plants, cleaning, or flushing the toilet.

Work together for a clean neighbourhood

Keep the neighbourhood clean together



22

Keep collection areas and glass containers clean. Arrange for large rubbish to be picked up.

Repair, lend, or give items a second life



23



Give broken or old items a second life. Repair, lend or give them away via a second-hand shop or to neighbours.

Free up street space with a shared car



24



Use shared cars to save money and free up space on the street.



Consult your landlord



Subsidy possible



Saves money

Check the websites for more information. Consult an expert if you plan big changes in or around your house. The tips are meant to give you ideas. We offer no guarantees.

© 2025 concept & design: www.manufesta.nl

Zeeuws Isolatieprogramma
www.zeeuwsisolatieprogramma.nl



Middelburg Duurzaam
www.middelburg.nl/duurzaam



Groencheque
www.middelburg.nl/groencheque



Interreg
North West Europe



Co-funded by
the European Union

Cool Neighbourhoods

